



# Track Tractor Undercarriage Inspection Form

Today's Date: \_\_\_\_\_  
Sales Rep: \_\_\_\_\_  
Dealer: \_\_\_\_\_

### Client Information

Customer Name: \_\_\_\_\_  
Customer Phone: \_\_\_\_\_  
Customer Email: \_\_\_\_\_

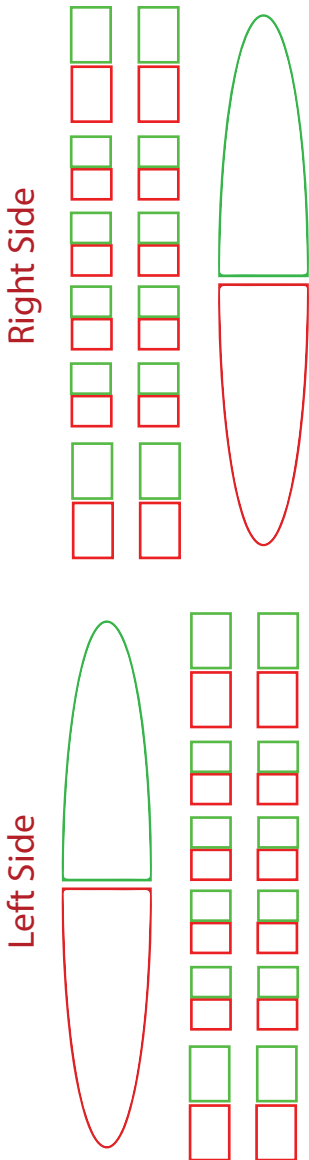
### Equipment Information

Make/Model: \_\_\_\_\_  
Additional: \_\_\_\_\_  
Hours on Machine: \_\_\_\_\_

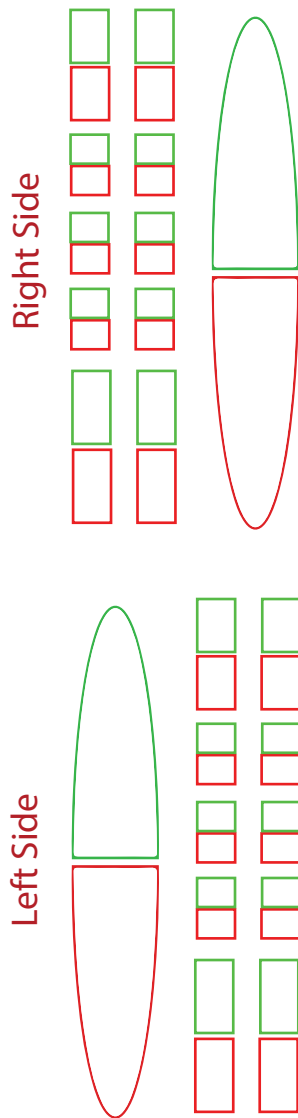
**Instructions:** Please check "Red" if attention is needed or "Green" if good.

\*Scan and email copy to oktracksolutions@oktireinc.com. Retain original at OK Tire location, middle copy with dealer/sales representative, and bottom copy with the producer/customer.

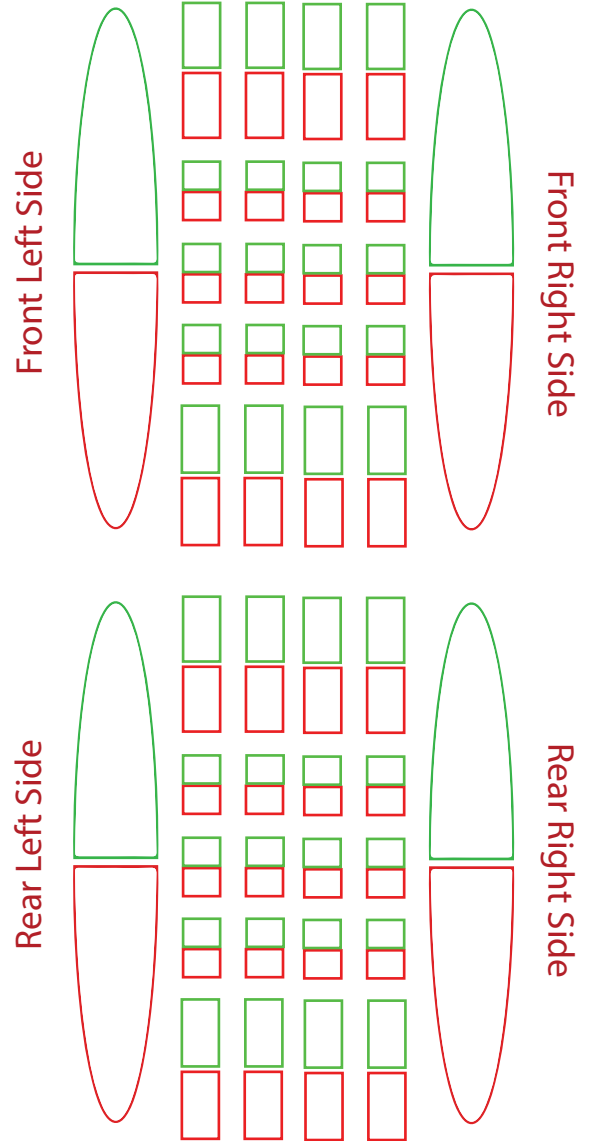
### Tillage Tractor



### Row Crop Tractor



### Quad Tractor



Disclaimer: Hardware inspection is a vital part of the process when selling and installing new tracks. The following undercarriage components should be inspected: idlers, mid-rollers and drive wheels if the equipment is a friction drive. Failure to replace worn components could potentially void any manufacturer warranty and cause irregular/premature wear on the track.

PLEASE NOTE: This is a visual inspection only. We are unable to guarantee the mechanical components of hardware assemblies.